


01.9



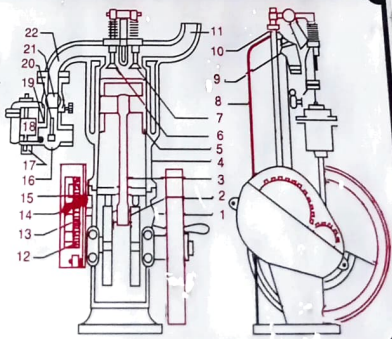






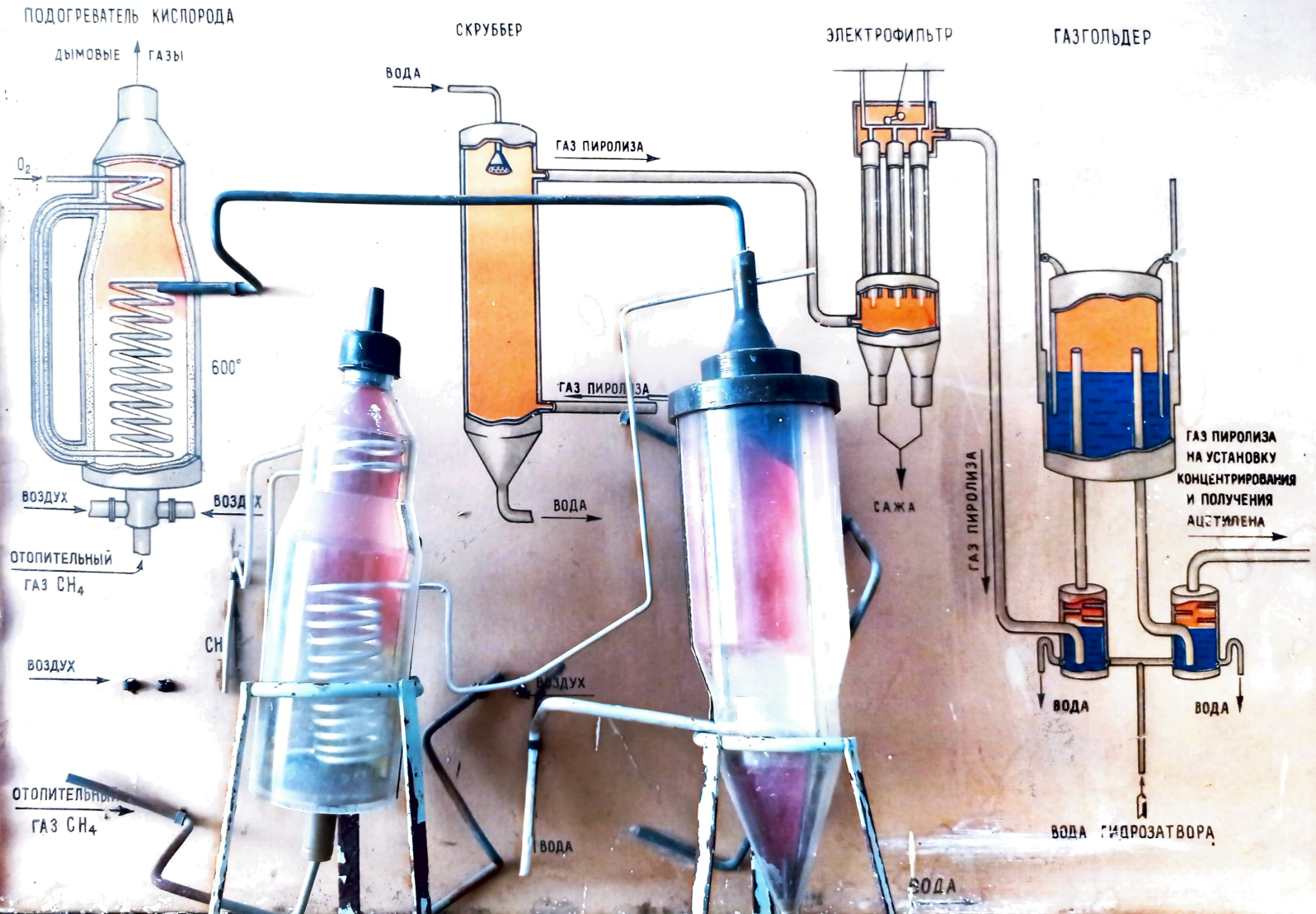
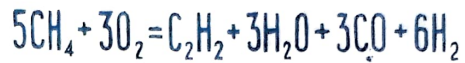
**Demonstration Model**  
4-STROKE  
**PETROL-ENGINE**

- |                                    |                    |
|------------------------------------|--------------------|
| 1. Crank Case                      | 13. Cam Shaft      |
| 2. Crank Shaft                     | 14. Gear Wheel     |
| 3. Connecting Rod                  | 15. Cam Shaft      |
| 4. Cylinder                        | 16. Interrupter    |
| 5. Piston                          | 17. Carburetor     |
| 6. Inlet Valve                     | 18. Needle Valve   |
| 7. Outlet Valve                    | 19. Float          |
| 8. Pestle Shaft                    | 20. Idling Nozzle  |
| 9. Spark Plug                      | 21. Main Nozzle    |
| 10. Swing Lever                    | 22. Throttle Valve |
| 11. Exhaust Pipe                   | 23. Suction Tube   |
| 12. Gear Wheel for Cam Shaft Drive |                    |





# МОДЕЛЬ ПРОМЫШЛЕННОЙ УСТАНОВКИ ПОЛУЧЕНИЯ АЦЕТИЛЕНА







И П Р



СЕТЬ







